

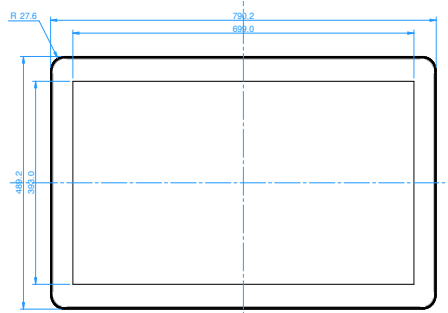
INDT320 USER MANUAL



INDT320 SPECIFICATIONS

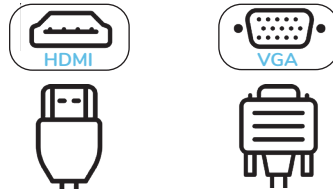
1 Touch Screen INDT320

- 32" active viewable area
- 10-point PCAP multi-touch
- 1920 x 1080 Native Resolution
- Built-in stereo speakers
- Compatible with Windows 7, 8 & 10



CABLING INFORMATION

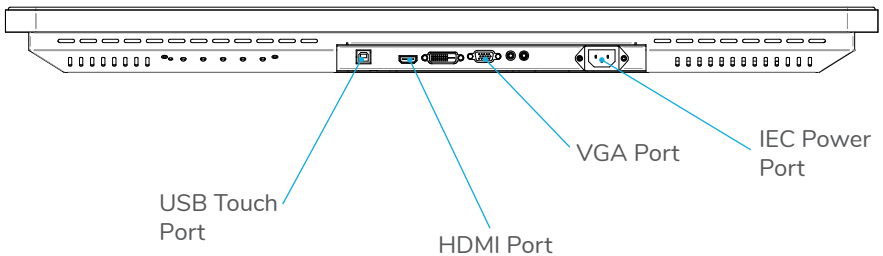
Step 1. Connect your desired display cable.



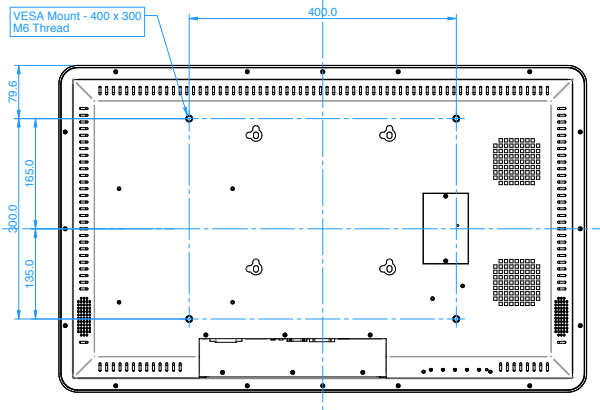
Step 2. Connect USB touch cable



Step 3. Connect IEC power cable



INDT320 - MOUNTING DIMENSIONS



CLEANING INSTRUCTIONS

Applicable to touch screens and kiosks:

InTouch suggests using an isopropyl alcohol spray and clean microfibre cloth.

Caution: Be careful when cleaning your kiosk to avoid vinylated graphic areas so as not to damage the artwork. **DO NOT** use abrasive cleaners, solvents or cloths.

For more information please visit www.intouchscreens.com.au/cleaning

WARRANTY

For more information please visit www.intouchscreens.com.au/warranty

FOR MORE INFORMATION


Telephone 02 9939 6251

support@intouchscreens.com.au

sales@intouchscreens.com.au

www.intouchscreens.com.au

Visit our Website



INTOUCH