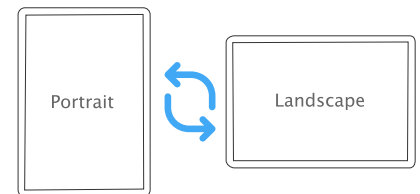



DATA SHEET

## INTS320

### 32" SLIM BEZEL TOUCH SCREEN



Experience the next generation touch screen. Perfect for retail, museum, corporate and healthcare applications. Boasting a thin bezel that maximises the visual impact, this touch screen is finished with edge-to-edge premium toughened glass.

Built with reliability in mind and suitable for operation 24 hours a day, 7 days a week with a 3 year warranty, they are the ideal solution for an engaging and consistent user experience.

#### INDUSTRIAL DESIGN BUILT FOR TOUCH

- Beautiful edge-to-edge glass with a silver trim provides a best-in-class appearance
- Manufactured specifically as a touch screen with toughened glass and rugged design
- Front sealed for water and dust resistance enabling easy cleaning and care

#### HIGH IMAGE QUALITY

- 1920 x 1080 Full HD resolution with crisp, clear image representation and pure glass front
- Balanced edge-to-display distance for perfect appearance in portrait or landscape

#### TRUE MULTI-TOUCH TECHNOLOGY

- Fast and reliable touch performance using the latest 10-point PCAP multi-touch technology
- Extremely responsive touch and fine touch point accuracy for excellent user experience
- Compatible with Windows multi-touch gestures including pan, pinch & zoom
- Plug and play HID controller with no drivers required for Windows 10
- Limited support for macOS 10, Chromebox and some Linux kernels
- Touch with a finger, stylus and most gloves. No touch point drift



LOCALLY SUPPORTED



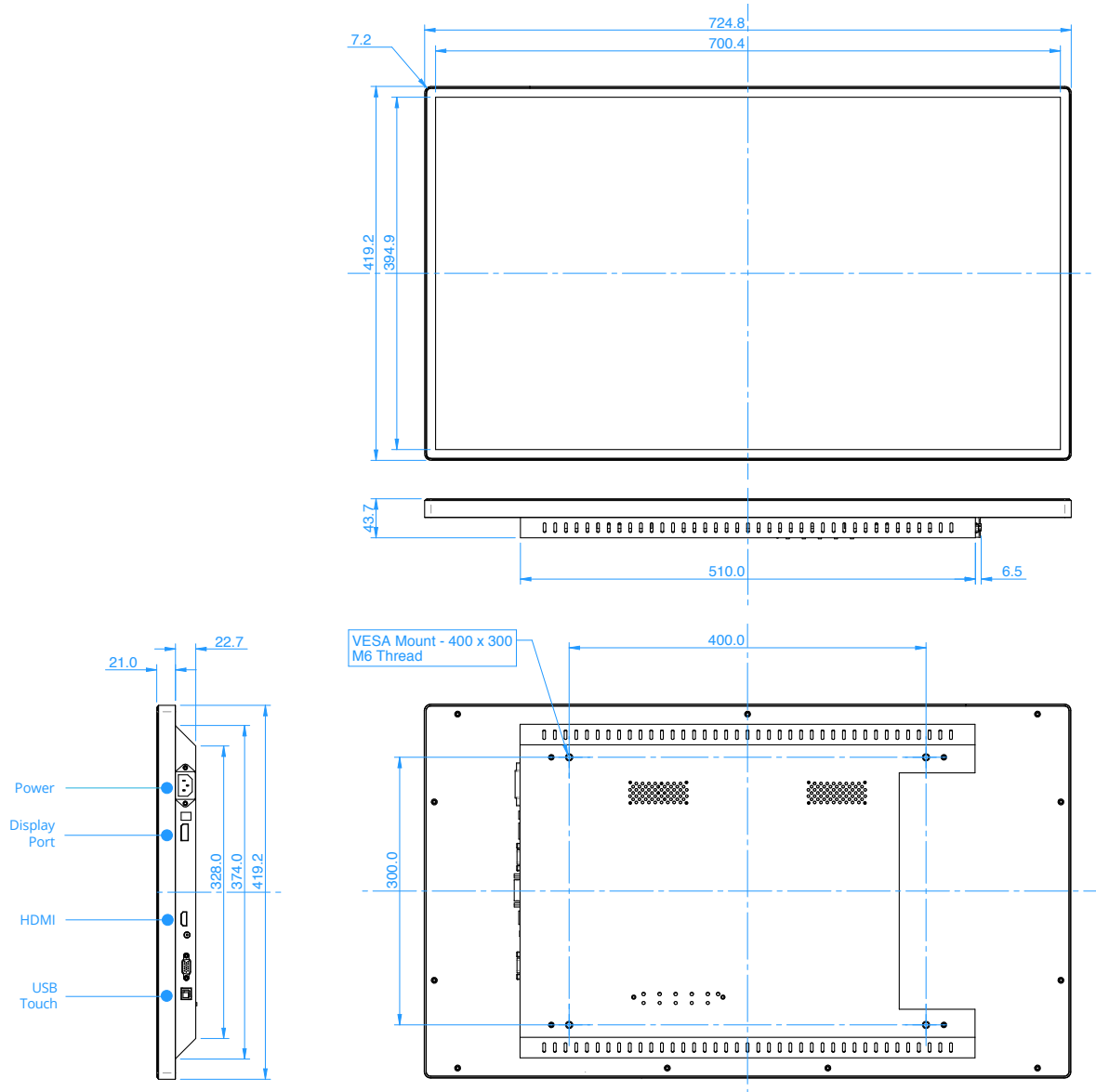
3-YEAR WARRANTY



10 POINT MULTI-TOUCH



EASY SET UP

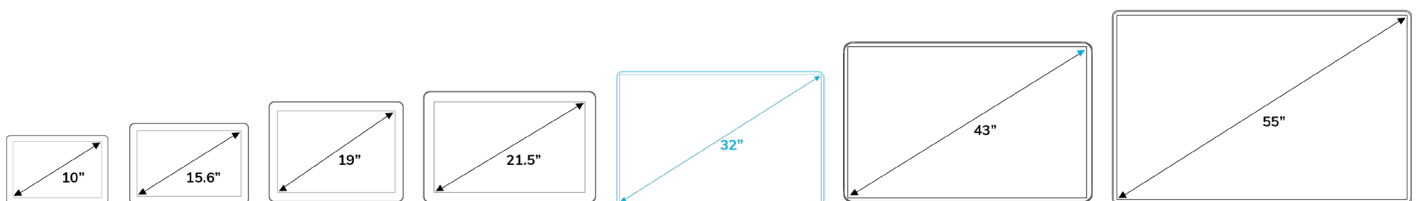


## Commercial Grade

- Designed and built with commercial grade, long-life components for quality, extended 24/7 reliability and a reduced Total Cost of Ownership (TCO)
- 3 years warranty and local Australian support

## Technical Specifications

- 1920 x 1080 Full HD resolution
- 32" active viewable area (16:9)
- 430cd/m2 brightness
- 800:1 contrast ratio
- 10-point PCAP multi-touch
- HDMI & DisplayPort input
- USB touch interface
- Built-in stereo speakers
- 400 x 300mm VESA holes on rear
- Optional wall mount
- Portrait or Landscape orientation
- Energy efficient LED technology
- 13.8kg weight
- Compatible with Windows 10



Our interactive touch screens are available in sizes from 10"- 55" to suit any application and available installation space.

## InTouch Screens

Unit 1, 3 Green Street, Brookvale NSW 2100

1300 557 219

[InTouchScreens.com.au](http://InTouchScreens.com.au) | [Sales@intouchscreens.com.au](mailto:Sales@intouchscreens.com.au)

# INTOUCH